

● ● ● Lesson Activity Resource Pack for Taipei County
Elementary School English Teachers

Designer: Sandra Peng 彭郁珊 / 板橋國小

Name of Activity: Song: Three blind mice

Target learners: 4th graders

Time required: 40 minutes

Aims

1. Students will be able to know the background of the song.
2. Students will be able to sing the song “Three blind mice” by watching the video or with the CD and a CD player.
3. Students will be able to learn vocabulary: blind, mice, carving, sight.
4. Student will be able to experience the feeling of blind.




Materials required & pre-lesson preparation

Pictures
Projector
Flash cards
CD and a CD player

In class procedure

Pre -Task(10mins)

1. Show some pictures, ask students to guess what topic we will learn in this class.





2. Introduce the background of the song.

The origin of the 'tale' of The Three Blind Mice!

The origin of the words to the The Three Blind Mice rhyme are based on English history. The 'farmer's wife' refers to the daughter of King Henry VIII, Queen Mary I. Mary was a Catholic and her violent persecution of Protestants led to the nickname of 'Bloody Mary'. The reference to 'farmer's wife' in The Three Blind Mice refers to the massive estates which she, and her husband King Philip of Spain, possessed. The 'three blind mice' were three noblemen who adhered to the Protestant faith who were convicted of plotting against the Queen - she did not have them dismembered and blinded as inferred in The Three Blind Mice - but she did have them burnt at the stake!

While-Task (20 min)

3. Let students watch the video and listen to the song several times.



http://www.youtube.com/watch?v=161Y_FPscck

 **Three Blind Mice**

Three **3** blind mice, 

Three **3** blind mice, 

See  how they run! 

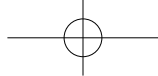
They all ran  after the farmer's wife, 

She cut off their tails 

With a carving knife. 

Did you ever see  such a sight in your life,

As three blind mice. 



● ● ● Lesson Activity Resource Pack for Taipei County
Elementary School English Teachers

4. Vocabulary teaching – sing the song several times (with CD and a CD player). Let students guess the meaning of some vocabulary (blind, mice, carving, sight) in the song. If students can guess correctly, they can get some small gifts. Ask students to repeat the words from the whole class to a group and then to individuals. Use gestures instead of saying orders. Correct students by asking some stronger students to demonstrate. Use different ideas to help students, for example, humming, clapping, show where to put tongue, lips, etc.
5. Use flash cards (blind, mice, carving, sight) to refresh students' memory.

Post-Task (10 min)

1. Game time – Back Writing

Student can experience the feeling of blind by this game.

Two students are arranged to be a group. Take turns fold eyes and guess what your partner writes on your back. It may be a word or a sentence from the song "Three blind mice."

2. Sing the song— "Three blind mice"

Explain the meaning of the song.

- (1) Practice to sing the song (with CD and a CD player).
- (2) Divide the whole class into three groups to troll.
- (3) Make movement or dance while singing the song.

Follow up

1. Observation of students' participation.
2. Students can sing the song and make movement or dance.

